

HKUST

FACTS AND FIGURES 2011

FIGURES AT A GLANCE

Opening	October 1991
Student Enrolment	Total Enrolment 9,881
	Undergraduate 6,172
	Postgraduate 3,709
Faculty Members	497
Schools	School of Science
	School of Engineering
	School of Business and Management
	School of Humanities and Social Science
	HKUST Fok Ying Tung Graduate School
Academic Departments and Divisions	19
Research Centers	44
Research Institutes	9

SHINING IN EVERY FACET



STUDENT / STAFF NUMBERS

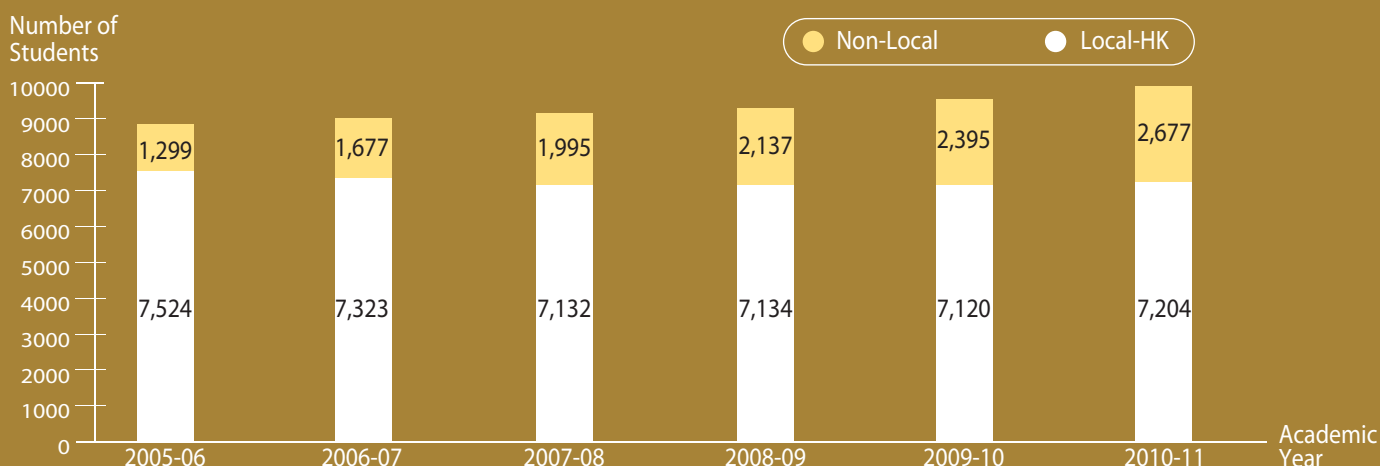
Total Number of Students (2010-11)

Mode of Study	Full-Time	Part-Time	Total Number
Number	8,203	1,678	9,881

Student Numbers (as at Jan 2011)

School/Area	Undergraduate	Postgraduate	Total
Science	1,462	501	1,963
Engineering	2,363	1,502	3,865
Business & Management	2,142	1,317	3,459
Humanities & Social Science	N/A	309	309
HKUST Fok Ying Tung Graduate School	N/A	9	9
Interdisciplinary Programs Office	205	71	276
Total	6,172	3,709	9,881

Recent Trends in the Number of Non-local Students



Undergraduate Exchanges (Academic Year 2009-10)

Host/Destination Country	Exchange-In (Persons)	Exchange-Out (Persons)
Australia	4	5
Canada	41	53
Central & South America	4	0
Mainland China	30	54
France	39	40
Germany	21	23
Japan	1	10
Korea	17	48
New Zealand	2	2
Other Asian Countries	15	0
Other European Countries	117	141
Singapore	30	21
Taiwan	2	2
UK	18	36
USA	194	225
Total	535	660



Teaching Staff (as at Jan 2011)


School/Division	Regular	Visiting	Total
Science	104	19	123
Engineering	147	16	163
Business & Management	127	18	145
Humanities & Social Science	54	5	59
Division of Environment (under Interdisciplinary Programs Office)	7	0	7
Total	439	58	497


Faculty Profile

100% with doctorate degree

80% from the following universities:

Caltech	Northwestern
Cambridge	Oxford
Carnegie-Mellon	Princeton
Chicago	Purdue
Columbia	Stanford
Cornell	Toronto
Harvard	UBC
Illinois	UC Berkeley
Imperial	UCLA
London	Washington
Michigan	Wisconsin
MIT	Yale





RANKINGS

HKUST

No. 1, World's Top 200 Asian Universities (2011) *
(QS Asian University Rankings)

No. 40, World's Top 200 Universities (2010)
(QS World University Rankings)

No. 41, World's Top 200 Universities (2010)
(Times Higher Education World University Rankings)

School of Business & Management

No. 47, World's Top 100 Universities in Economics/ Business
(No. 1 in Greater China) (2010)
(Academic Ranking of World Universities by Shanghai Jiao Tong University)

Kellogg-HKUST EMBA Program:

No. 1, Global EMBA Rankings (2010)
No. 1, Global EMBA Rankings (2009)
No. 2, Global EMBA Rankings (2008)
(Financial Times)

Full-Time MBA Program:

No. 6 in the world (2011)
(Financial Times)



School of Engineering

No. 26, World's Top 100 Universities in Computer Sciences
(No. 1 in Greater China) (2010)
No. 39, World's Top 100 Universities in Engineering/ Technology and
Computer Sciences (2010)
(Academic Ranking of World Universities by Shanghai Jiao Tong University)

No. 20, World's Top 50 Universities in Engineering and Technology (2010)
(Times Higher Education World University Rankings)

No. 26, World's Top 100 Universities in Engineering and IT (2010)
(QS World University Rankings)

School of Science

Natural Sciences: No.1 in Hong Kong (2010)
(QS Asian University Rankings)

School of Humanities & Social Science

No. 52-75, World's Top 100 Universities in Social Sciences
(No. 1 in Greater China) (2010)
(Academic Ranking of World Universities by Shanghai Jiao Tong University)

RESEARCH

No. of New Research Projects

Sponsor	Project Commencement Year					
	2004-05	2005-06	2006-07	2007-08	2008-09	2009-10
The University Grants Committee / The Research Grants Council	357	369	356	354	414	373
Others	176	182	218	194	226	236
Total	533	551	574	548	640	609

New Research Funding

Funding (in HK\$M)	270.0	240.8	306.5	350.9	439.6	426.0
--------------------	-------	-------	-------	-------	-------	-------

GRADUATION & EMPLOYMENT

Graduate Numbers, 2009-2010 (headcount)

School	Undergraduate	Postgraduate		Total
		Research	Taught	
School of Science	445	88	57	590
School of Engineering	720	174	509	1,403
School of Business & Management	668	16	525	1,209
School of Humanities & Social Science	-	24	119	143
Interdisciplinary Programs Office	25	6	27	58
University Total	1,858	308	1,237	3,403

Accumulated graduate number

(up to Academic Year 2009-10)

43,810

Summary of the Undergraduate Employment Survey 2010

Employment Situation of Undergraduates

	%
Employed	88.3
Further Studies	8.8
Others	2.9

Employment Situation of Undergraduates by Industry

Commerce & Business	64.7
Engineering & Industry	23
Education	8.1
Government & Related Organizations	2.7
Community & Social Services	1.5

Summary of the Postgraduate (full time) Employment Survey 2010

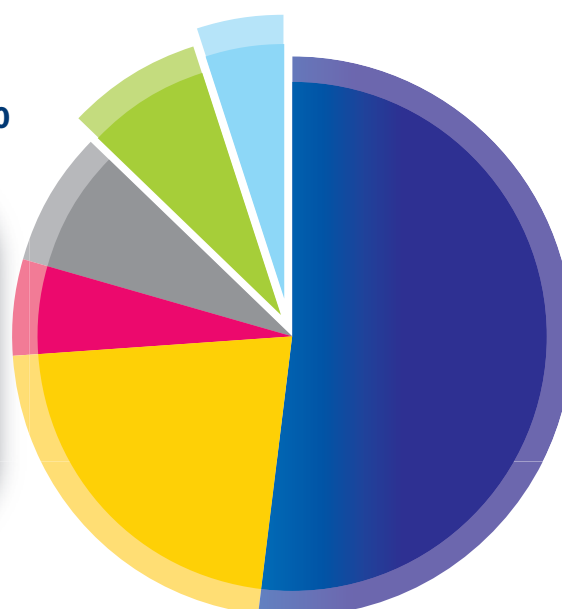
Employment Situation of Postgraduates	PhD	MPhil	Taught Master (except MBA)	MBA
	%	%	%	%
Employed	81.1	58	74.5	88
Further Studies	2.5	27	8.9	1.5
Returned to Home Country or Emigrated	13.9	9.5	10.9	7.5
Others	2.5	5.5	5.7	3
Employment Situation of Postgraduates by Industry				
Commerce & Business	12	45.8	54.4	86.2
Community & Social Services	1.3	3.4	2.3	0
Education	69.3	33.9	7.3	1.7
Engineering & Industry	14.7	16.9	35.5	12.1
Government & Related Organizations	2.7	0	0.5	0

INCOME & EXPENDITURE

Source of Income for the year ended 30 June 2010 (in HK\$Million)

● Government Subventions and Grants	1,533.99
● Tuition, Programmes and Other Fees	650.36
● Interest and Investment Income	159.58
● Donations and Benefactions	231.88
● Auxiliary Services and Other Income	229.43
● Transfers from Capital Reserves	144.84

Total 2,950.08



Expenditure for the year ended 30 June 2010 (in HK\$Million)

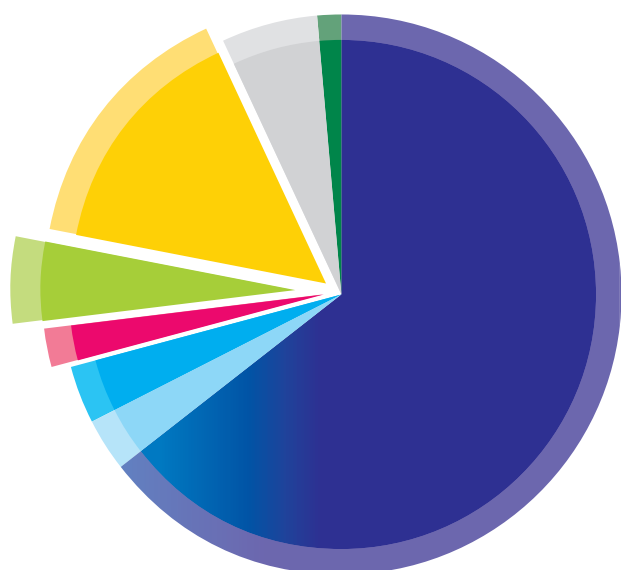
Learning and Research

● Instruction and Research	1,631.00
● Library	78.57
● Central Computing Facilities	84.06
● Other Academic Services	57.03

Institutional Support

● Management and General	131.35
● Premises and Related Expenses	379.60
● Student and General Education Services	135.00
● Other Activities	34.11

Total 2,530.72




FACILITIES

Student Hall Places (as at Jan 2011)

Student Halls	Number of Places
Undergraduate Halls	3,282
Postgraduate Halls	1,240
	(including 212 off-campus)
Additional Student Halls to be constructed	701 (on-campus by 2012/2013)
	370 (off-campus by 2013/2014)
	920 (off-campus by 2014/2015)

Library Collection (as at Jan 2011)

687,000 volumes of Printed Books and Journals
357,000 units of Microforms
36,000 Audio-Visual Items
165,000 titles of Electronic Books
26,100 titles of Electronic Journals
317 databases





THE HONG KONG UNIVERSITY OF SCIENCE AND TECHNOLOGY

Admissions

Undergraduate Programs

Local:

Tel: (852) 2623-1118 Fax: (852) 2358-0769

Email: ugadmit@ust.hk

Non-Local:

International

Tel: (852) 2358-6289 Fax: (852) 2335-0082

Email: international.applicants@ust.hk

Mainland, Taiwan, Macau

Tel: (852) 2358-8384 Fax: (852) 2358-2536

Email: mssp@ust.edu.hk

Postgraduate Programs

Tel: (852) 2623-1120 Fax: (852) 2358-2463

Email: gradmit@ust.hk

Alumni

Tel: (852) 2358-6158 Fax: (852) 3743-0939

Email: alumni@ust.hk

Donations

Tel: (852) 2358-6109 Fax: (852) 2705-9119

Email: donation@ust.hk

Media Relations

Tel: (852) 2358-8555 Fax: (852) 2358-0537

Email: media@ust.hk

Technology Transfer

Tel: (852) 2358-7917 Fax: (852) 2358-1493

Email: ttcac@ust.hk



The Hong Kong University of Science and Technology

Clear Water Bay, Kowloon, Hong Kong

Website: <http://www.ust.hk>

E-mail: webmaster@www.ust.hk